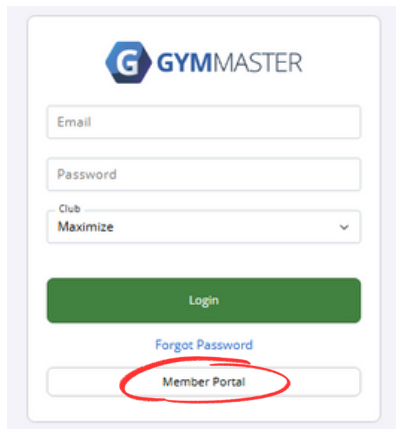


Non-Member Rental /Booking Process

Go to: getfitmtc.gymmasteronline.com

Step 1:




The screenshot shows the GYMMASTER login interface. It includes a logo at the top, followed by input fields for 'Email' and 'Password', and a dropdown menu for 'Club' set to 'Maximize'. Below these are a green 'Login' button, a blue 'Forgot Password' link, and a white 'Member Portal' button which is circled in red.

Click: Member Portal

Step 2:

Click: Not a Member? Make a Booking



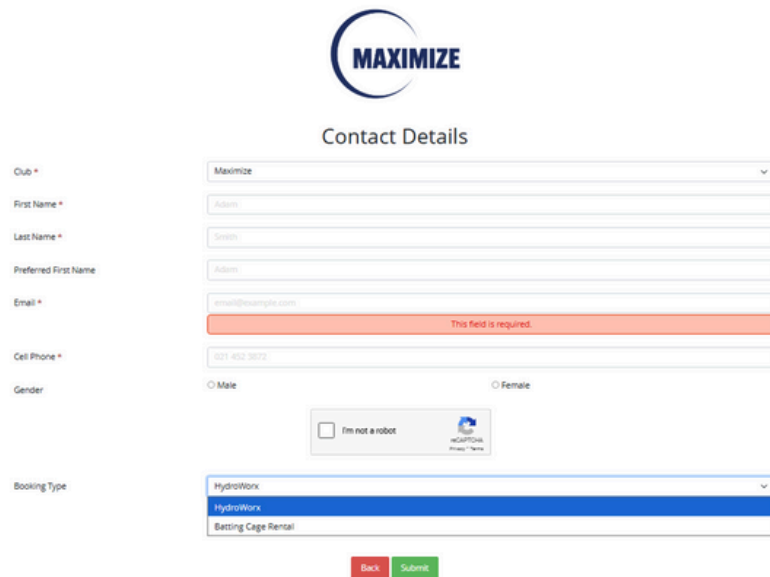
The screenshot shows the MAXIMIZE Member Portal. It features the MAXIMIZE logo and the text 'MAXIMIZE Member Portal'. There is an email input field, a green 'Member Log In' button, and a 'Forgot Password?' link. Below these are two blue buttons: 'Sign Up' and 'Create Profile'. A blue button labeled 'Not a Member? Make a Booking' is circled in red. At the bottom, there are icons for Google Play and the App Store, and the text 'Membership Software by GYMMASTER'.

Step 3:

Select Club: MAXIMIZE

Fill in required fields

Select Booking Type: HydroWorx or Batting Cage



The screenshot shows the MAXIMIZE 'Contact Details' form. It includes a dropdown for 'Club' set to 'Maximize', and input fields for 'First Name', 'Last Name', 'Preferred First Name', and 'Email'. The 'Email' field has a red error message: 'This field is required.' There is also a 'Cell Phone' field with the number '(021) 452 3072' and radio buttons for 'Male' and 'Female'. A CAPTCHA section with 'I'm not a robot' and a 'Submit' button is present. At the bottom, a 'Booking Type' dropdown is set to 'HydroWorx', with 'HydroWorx' and 'Batting Cage Rental' as visible options. 'Back' and 'Submit' buttons are at the very bottom.

You can only create one booking at a time.

Step 4:



Make a Booking

Session Type: Batting Cage Rental - \$25.00

Discount Code: Apply

70x10x10' Trapezoid Indoor Batting Cage
10' high, adult sized mound perfect for both pitching and batting practice.

Week 1 Week 2 Week 3

Nov 20 2025 - Nov 26 2025

Thursday, 20 November 2025
Friday, 21 November 2025
Monday, 24 November 2025

Batting Cage	9:00 am - 10:00 am
Batting Cage Rental	\$25.00
Batting Cage	10:00 am - 11:00 am
Batting Cage Rental	\$25.00
Batting Cage	11:00 am - 12:00 pm
Batting Cage Rental	\$25.00
Batting Cage	12:00 pm - 1:00 pm
Batting Cage Rental	\$25.00
Batting Cage	1:00 pm - 2:00 pm
Batting Cage Rental	\$25.00

Click on the day to open the openings for that day

Step 5:

Click on the time slot you want and Book Now

Nov 20 2025 - Nov 26 2025

Thursday, 20 November 2025
Friday, 21 November 2025
Monday, 24 November 2025

Batting Cage	9:00 am - 10:00 am
Batting Cage Rental	\$25.00

Book Now

Step 6:



Batting Cage Rental
Resource: Batting Cage
Day: Nov 24 2025
Time: 09:00 AM - 10:00 AM

You will be charged
\$25.00

Maximize Terms and Conditions

Maximize Terms and Conditions

Photography & Video

1. I acknowledge that a picture or video of me could be taken and used in promotional advertisement and I will not receive compensation for the use of my picture.

You DO NOT wish to have your photos/videos taken, please send a chat to "Club Staff" within the GymMaster App. We will tag your profile to not allow any photos/videos to be taken and/or used of you/your children.

Refunds

1. I acknowledge once payment is made for any service, including but not limited to training sessions, classes, memberships, rental of facilities, or special programs, no refunds will be provided. This applies to: Prepaid sessions or packages, Membership fees, Rental bookings (e.g., batting cage, turf), Specialized programs and services (e.g., Sportsmedicine, Hydroflora).

Cancellation

1. Clients must give 24-hour notice for cancelling or rescheduling personal training sessions directly to their trainer. Failure to do so will result in forfeiture of the session or service without a refund. No Shows or cancellations made with less than 24-hour notice will be charged in full.

2. In the rare event that we must cancel a session or service, we will either reschedule or provide a credit toward a future service. Refunds will not be issued. Special Circumstances/Exceptions to the No Refund Policy may be considered under extraordinary situations, such as medical emergencies or relocation. In such cases, supporting documentation may be required, and any granted exception will be at the sole discretion of management.

Maximize Training Center/Maximize Health and Fitness reserves the right to modify, amend, or update these policies at any time.

I agree to the above terms and conditions

Maximize Liability Waiver

Check the box and enter initials for Terms and Conditions

Check the box and enter initials for the liability waiver

Step 7:

Sign Agreements

Sign Agreements

To accept all the agreements on this page, please use your mouse or touch pad to sign here

FT

Undo Last Clear Signature

Back Proceed to add payment details

Click Proceed to add payment details

Payment Details

Step 8:

Two options for payment types



Payment Information

Debit Card or Credit Card Bank Account

1.

Payment Information

Debit Card or Credit Card Bank Account

Card Number

Card Expiration

CVV Number

2.

Payment Information

Debit Card or Credit Card Bank Account

Account Number

Bank Routing Number

Continue

Once the information has been entered, click Continue and the booking is complete.

Step 9:

Booking confirmed.

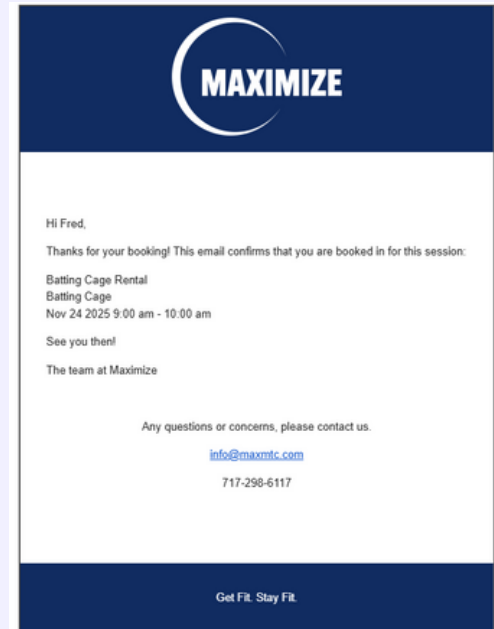
Booking Success

Batting Cage Rental
Resource: Batting Cage
Day: Nov 24 2025
Time: 09:00 AM - 10:00 AM

Sign In

GymMaster automatically creates your profile .

You receives an email confirming the booking.

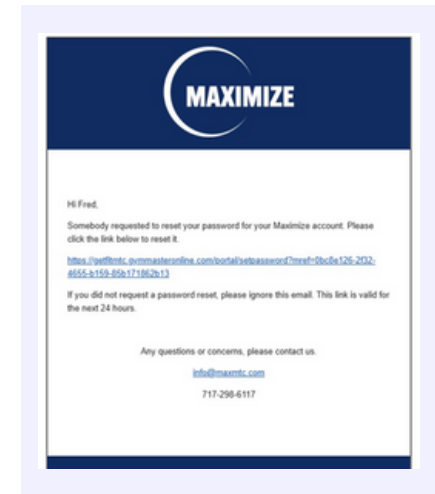


Customer Member Portal Login

You now have a profile but no way to login.

Go back to the Member Portal login page and click on FORGOT PASSWORD.

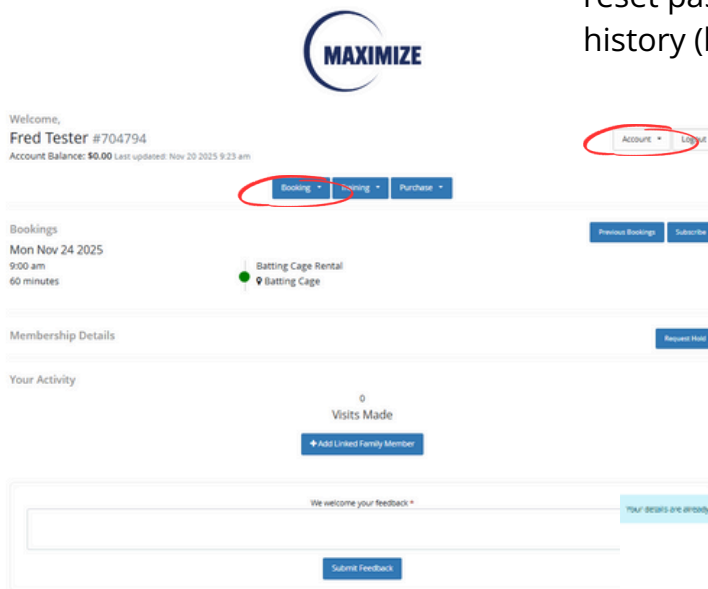
GymMaster sends an email with a link to reset the password.



Member Portal
getfitmtc.gymmasteronline.com

Once they login to the Member Portal they have access to see all the things.

Booking - Now you can book by clicking this drop down and going through the same process.



Account - Change payment info, reset password, see account history (bookings/payments)

The next time you go through the booking process; after you select the booking day/time, you are made aware you have payment info on file and you've signed the waivers.

Submitting Feedback sends an email to info@maxmtc.com with your name and any comments you enter.

